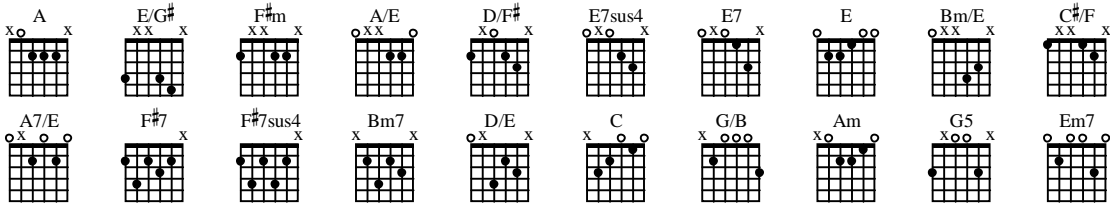


# TEARS IN HEAVEN

As recorded by Eric Clapton  
(From the 2002 Album ERIC CLAPTON UNPLUGGED)

Wor  
Jenn



## A Intro (0:00)

Slow Rock ♩ = 80  
N.C. A

E/G# F#m A/E D/F# E7sus4 E7 A

*fingerstyle*  
Gtr I *hold down chord shapes and let ring throughout* \*Gtrs I, II  
*let ring*

\* Th. = thumb on (6) \* Arr. for one gtr.

## B Verses 1 & 2 (0:12)

A E/G# F#m A/E D/F# A/E E A/E Bm/E

Gtr I  
*let ring*

Would you know my name

1. if I saw you in heaven  
2. if I saw you in heaven

Gtr II  
*let ring*

A E/G# F#m A/E D/F# A/E E A/E Bm/E

10

let ring Th. -----| Th. -----|

T 2 2 3 2 5 5 2 (2) 2 2 2 3 3 2 0 0 0 2 3

A 2 2 4 4 2 (2) 2 2 2 2 2 2 2 2 1 1 2 4

B 0 4 4 2 (2) 2 2 0 0 0 2 2 2 0 0 (0) 0 0 0 0

Would it be the same if I saw you in heaven  
 Would ya help me stand if I saw you in heaven

let ring Th. -----| Th. -----|

T 2 2 3 2 5 5 2 (2) 2 4 4 5 4 2 0 3 3 2 3 0 0 0 2 4

A 2 2 4 4 2 (2) 2 4 4 6 4 2 1 4 4 1 1 2 4

B 0 4 4 2 (2) H 4 4 H 0 sl. sl. (0)

H P 4 4 2 (2) H H

C Choruses 1, 2 & 4 (0:36, 1:31, 3:45)

F#m C#m/F A7/E F#7 F#7sus4

14

let ring Th. -----| Th. -----|

T 2 2 2 2 2 2 2 2 2 2 2 2 2 2 2 2 3 3 4 2

A 2

B 2 2 1, D.S. 1 must be strong and carry on 'Cause I know  
 2. I'll find my way through night and day 'Cause I know

let ring Th. -----| Th. -----|

T 2 2 2 2 2 2 1 2 1 2 1 2 0 0 0 0 0 0 3 3 4 2

A 2 4 2 4 2 4 1 2 1 1 2 1 2 0 0 0 0 2 2 2 2

B 4 4 4 4 4 4 3 3 3 3 3 3 2 2 2 2 2 2 2 2

To Coda

Bm7

D/E

A

E/G#

F#m

A/E

18

let ring

Th. -----|

T	3	3	3	3	3	3	2	2	3	2	5	5	2	(2)	2	2	2	2
A	2	2	2	2	2	2	2	2	2	2	4	4	2	(2)	2	2	2	2
B	2	2	2	2	2	0	(0)	0	0	0	0	0	0	0	2	0	0	0

I don't belong  
I just can't stay

here in heaven  
here in heaven

let ring

Th. -----|

T	3	3	3	3	3	3	2	2	3	2	5	5	2	(2)	5	5	5	5
A	2	2	2	2	2	2	2	2	2	2	4	4	2	(2)	5	5	4	6
B	2	2	2	2	0	(0)	0	0	0	0	0	2	0	(2)	sl.	sl.	sl.	

1.

D/F#

E7sus4 E7

A

(1:07)

E/G#

F#m

A/E

22

let ring

Th. -----|

T	3	3	3	3	2	2	2	2	2	2	2	2	3	2	5	5	2	(2)	2	2	2	2		
A	2	2	2	2	2	2	2	2	2	2	2	2	2	2	2	4	4	2	(2)	2	2	2		
B	2	2	2	0	0	0	0	0	0	0	2	0	0	0	0	0	2	0	(2)	2	2	0	0	0

Would you hold my hand

let ring

Th. -----|

T	3	3	3	3	2	2	2	2	2	2	3	2	5	5	2	(2)	5	5	5	5	5	5		
A	2	2	2	2	2	2	2	2	2	2	2	2	2	2	2	4	4	2	(2)	5	5	4	6	5
B	2	2	2	0	0	0	2	2	4	2	4	2	4	4	2	0	0	0	(2)	sl.	sl.	sl.	sl.	sl.

(2:02) **D** Bridge

2. D/F# E7sus4 E7 A C G/B Am D/F# G5 D/F#

Musical staff for guitar I and II, measures 26-30. Includes lyrics: "Time can bring ya down Time can bend you knees".

Gtrs I, II

let ring

Time can bring ya down Time can bend you knees

Tablature for guitar I and II, measures 26-30.

Em7 D/F# G5 C G/B Am D/F# G5 D/F# E A/E Bm/E

Musical staff for guitar I and II, measures 31-35. Includes lyrics: "Time can break your heart Have ya beggin' please beggin' please".

let ring

Time can break your heart Have ya beggin' please beggin' please

Tablature for guitar I and II, measures 31-35.

(2:26) **E** Guitar Solo

A E/G# F#m A/E D/F# A E A/E Bm/E

Musical staff for guitar I and II, measures 36-40. Includes triplets and slurs.

Gtr I

let ring

Th.

let ring

Th.

Tablature for guitar I, measures 36-40.

Gtr II

Tablature for guitar II, measures 36-40.

H P sl.

sl. sl. sl.

A E/G# F#m A/E D/F# A E A/E Bm/E

40

let ring Th. ---| Th. ---|

T 2 2 3 2 2 5 5 2 (2) 2 2 2 2 3 3 0 2 2 3 2 2 0 0 2 3

A 2 2 2 2 2 4 4 2 (2) 2 2 2 2 2 2 2 2 2 2 2 2 2 2 2 2 4

B 0 H P 4 4 2 (2) 2 2 0 0 0 2 2 0 0 H P 0 0 0 0

T 9 10 9 14 12 9 (9) 10 9 7 5 7 9 (9) 7 7

A 9 11 9 7 6 7 9 (9) 7 7

B H P sl. sl. sl.

**F** Chorus 3 (2:50)

F#m C#7/F A7/E F#7 F#7sus4

44

let ring Th. ....|

T 2

A 2

B 2 2 Beyond the door 1 1 1 1 1 0 0 There's peace I'm sure 2 And I know

T 2 2 2 2 2 2 1 2 1 2 1 2 1 2 0 0 0 0 0 0 2 2 5 4 2

A 2 2 2 2 2 2 3 1 3 1 3 1 2 2 2 2 2 2 2 2 2 2 2 2

B 4 4 4 4 3 3 3 3 2 2 2 2 2 2 2 2 2 2 2 2 2 2 2

Bm7 D/E A E/G# F#m

48

there'll be no more tears in heaven

Gtrs I, II let ring Th. ....|

T 3 3 3 3 3 3 3 2 2 3 2 2 5 5 2

A 2 2 2 2 2 2 2 2 2 2 2 2 2 2 2

B 2 2 2 2 2 0 (0) 0 0 0 2 0 H P 4 4 2

51

A/E D/F# E7sus4 E7 A

Gtr I  
let ring

Th. ----|

Gtr II  
let ring

(3:21)

Detailed description: This section contains two guitar tracks. Track 1 (Gtr I) features a melodic line with a 'let ring' instruction. Track 2 (Gtr II) features a more complex melodic line with slurs and a 'let ring' instruction. Chord diagrams for A/E, D/F#, E7sus4, E7, and A are shown above the staff. Tablature for both tracks is provided below the staff, including fret numbers and techniques like slurs (sl.) and hammer-ons (H).

**G** Verse 3

A E/G# F#m A/E D/F# A/E E A/E Bm/E

54

Th. let ring


Th. let ring

Would you know my name if I saw you in heaven

Detailed description: This section is for Verse 3. It includes two guitar tracks. The first track (Gtr I) has a melodic line with a 'let ring' instruction. The second track (Gtr II) has a similar melodic line with a 'let ring' instruction. Chord diagrams for A, E/G#, F#m, A/E, D/F#, and Bm/E are shown above the staff. The lyrics 'Would you know my name if I saw you in heaven' are written below the staff. Tablature for both tracks is provided, including fret numbers and techniques like slurs (sl.) and hammer-ons (H).

*D.S. al Coda*

A E/G# F#m A/E D/F# A/E E A/E Bm/E

58 

let ring -----|

T 2 2 3 2 5 5 2 (2) 2 2 2 3 3 2 0 0 0 2 3

A 2 2 4 4 2 (2) 2 2 2 2 2 2 2 2 1 1 2 4

B 0 H P 4 4 2 (2) 2 2 0 0 0 2 2 if I saw you in heaven 0 0 0 0

let ring -----|

T 2 2 3 2 5 5 2 (2) 5 7 5 5 7 5 5 3 0 2 3 0 0 0 2 3


A 2 2 4 4 2 (2) 5 7 5 5 7 5 5 3 0 2 3 1 1 1 2 4

B 0 H P 4 4 2 (2) sl. sl. sl. H 0 3 4 4 5 (0)

(4:03)

**H** **Outro**

A E/G# F#m A/E Bm7 D/E A E/G# F#m

62 

Gtrs I, II Th. -----|

let ring -----|

T 2 2 3 2 5 5 2 (2) 2 2 2 3 3 3 3 (3) 3 3 3 2 2 3 2 5 5 2

A 2 2 4 4 2 (2) 2 2 2 2 2 2 2 (2) 2 2 2 2 2 2 2 4 4 2

B 0 H P 4 4 2 (2) 2 2 0 0 0 2 2 2 2 2 0 (0) 0 0 2 0 H P 4 2

A/E                      *rit.*                      D/F#                      E7sus4    E7                      A

Gtr I  
*let ring*-----|

T 2 2 2 3 3 3 3 2 3 2 0 2 4 6 5 5  
A 2 2 2 2 2 2 2 1 0 2 2 2 3 2 3 2 0 2 4 6 5 5  
B 2 2 0 0 0 2 2 2 0 0 0 2 2 2 3 2 0 2 4 6 5 5

Th. -----|

H P *sl.* Thank you

Gtr II  
*let ring*-----|

T 5 7 5 5 7 5 5 3 3 3 3 2  
A 5 7 5 5 7 5 5 2 2 2 2 1 2  
B 5 7 5 5 7 5 5 2 2 2 2 0 0 0

*sl.* *sl.* *sl.* 2 2 2 0 0 0